


Toilet waste - disposal advice

Protect your pumping station



About pumping stations

In cases where waste cannot gravitate to the main sewerage system or where connection to the main sewer can not be made due to a physical obstruction, a pumping station may be used.





Pumping stations are designed to act as a collection point for waste, which is stored in a large chamber, before being pumped to the main sewer. They are designed to pump human waste and toilet paper only.

Avoiding blockages

Various inappropriate materials cause unnecessary blockages within waste pipes, pumping station breakdowns and premature pump failures, this can lead to serious problems including the flooding of your home or someone else's.

Repairs are costly, so it is important not to flush inappropriate material down the toilet.

Please do not flush these items down the toilet:	
Cigarette butts	Baby wipes
Dental floss	Cleaning wipes (inc 'flushables')
Tights	Contraception
Medicines	Cotton buds
Syringes and needles	Cotton wool
Plasters	Razors
Used bandages	Toothbrushes
Sanitary items	Contact lenses
Disposable nappies	Incontinence pads
Liners	Colostomy bags



Please do not pour these items down the toilet or sink:

Mechanical grease

Engine oil

Kitchen fat

Household chemicals

Paint

Gardening chemicals

Disposing of waste safely

Cooking fat

Allow the fat to cool and solidify, then scrape it out; wrap it into some newspaper or tin foil and dispose of it in your bin. Alternatively, pour it into a suitable container and when it has cooled throw it in the bin.

Sanitary towels, tampons and panty liners

Wrap well and place them in a bin. Special disposal bags are available at pharmacies and supermarkets. In public toilets please place them in the sanitary disposal bin provided.

Condoms, incontinence pads, used plasters and bandages

Wrap well and put them in the bin.

Disposable nappies, liners and wipes

Wrap well and place in a bin. Nappy disposal bags are also available within supermarkets.

Razor blades

To avoid injury, place razor blades in a solid container before placing in the bin.

Medicines

Return all unused medicines to your local pharmacy for safe disposal. Always keep medicines out of the reach of children.

Used syringes and needles

Needles and syringes should be taken to your nearest disposal bank. Your doctor or pharmacy will be able to advise on your nearest disposal bank.

All other waste

Wrap well if necessary and dispose of safely in your bin.

All other liquids

Contact your local council for details of your nearest household waste recycling centre.

CONTACT US

Telephone: 0800 316 0897

If you would like this leaflet in large print or audio CD, please call us.

Website: www.tworivershousing.org.uk

Email: customerservices@2rh.org.uk

facebook /tworivershousing  @TRHousing

Registered Charity No: 1104723



Date: March 2019